



AIRPHX

Quick Reference Card
Series 6.0 Rev 1.0



ACTIVE 
TIMER 
FILTER 

Unit is Off

All four Status Indicators are off when the unit is off.

7 Day Timer Mode – Off Cycle

Timer Mode is active, and the unit is currently in an off cycle. Both the plasma chamber and blower are off.

ACTIVE 
TIMER 
FILTER 




ACTIVE 
TIMER 
FILTER 

Active Mode

In this mode, the 7-day timer is off, and the unit will continuously produce ROS. Both the plasma chamber and blower are on.

7 Day Timer Mode – On Cycle

Timer Mode is active, and the unit is currently in an on cycle. Both the plasma chamber and blower are on.

ACTIVE 
TIMER 
FILTER 

ACTIVE 
TIMER 
FILTER 

Filters Status - Ok

This indicator will illuminate green at first activation of the equipment. It will remain green for 30 days. This is an indication that the filters are in good working condition.



ACTIVE 
TIMER 
FILTER 

Filters Status – Service Required

This indicator will illuminate red when it is time to change the unit's filters. Please refer to the User Guide for more details.

Unit is Not Active

The active indicator will illuminate red if the Filter reset has not occurred or when a fault has been detected within the plasma chamber. Please refer to the User Guide for more details.

ACTIVE 
TIMER 
FILTER 

Changing the unit filters every 30 days is critical. Once the filter status indicator illuminates red, you have 15 days before the unit shuts off. Please refer to the User Guide for more detail.

Press and hold the Filter LED for 15 seconds to reset. If the Active LED remains red, power the unit down for 2 hours. If the fault remains after powering the equipment on, service may be required.